

## **FTC1000**

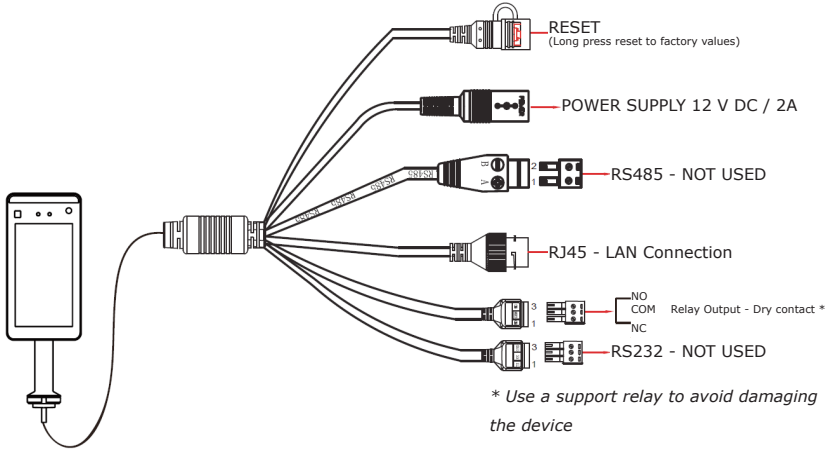
*Facial recognition and body temperature detection*

## **Configuration Guide**

FTC1000

*Thank you for purchasing this product and for the trust you have in our company.*

1] WIRING (FTC1000)

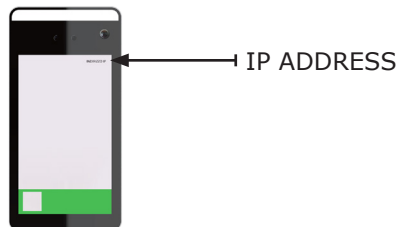


Power	12 V DC
Consumption	12 W

2] First start

At the first start, the FTC1000 device shows the IP address acquired in DHCP at the top right of the display.

If there is no DHCP server, the device will still show an IP address through which it will be possible to connect for configuration.



# FTC1000

## 3] Connection to the FTC1000 via Web Browser

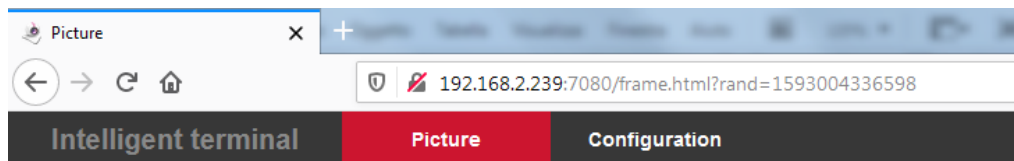
To access the device configuration / query page, please use Internet Explorer, type in the address bar of the internet browser `http://IP Address:7080`

*Ex : IP Address 192.168.1.88  
http://192.168.1.88:7080*

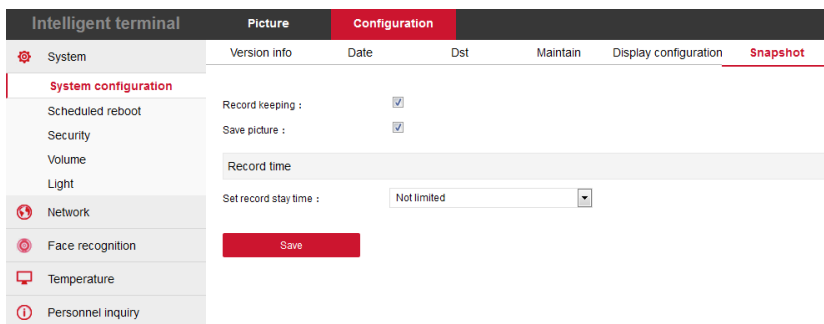
*Log in                      **User : admin**                      **Password : 12345***

## 4] Configuration

To configure the device click on CONFIGURATION



## Enable LOG record



Click on System--> System Configuration --> Snapshot

- Record keeping** : enables memorisation of each access
- Save picture** : enables saving of the snapshot linked to each step

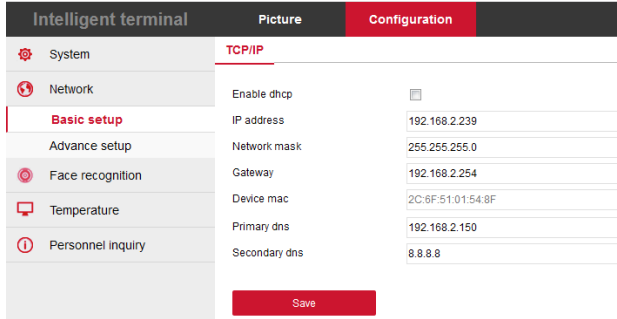
Set record stay time :

- Not limited** (stores all events overwriting the oldest ones, event log 25000)
- Set record stay time** (life cycle of the stored data, after the set period the event LOG are deleted from the memory)

FTC1000

**IP Address Configuration**

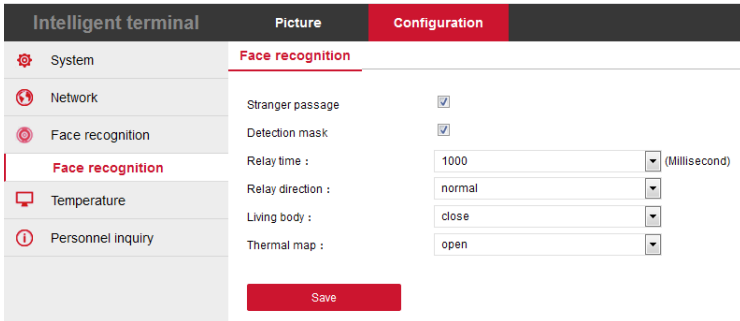
Click on Network--> Basic setup



Remove the flag from DHCP and configure the desired network parameters.

**Control configuration**

Click on Face recognition --> Face recognition



Stranger passage : Allows strangers to access

Detection mask : enables mask control

Relay time : Set relay time

Relay direction : Normal (activates relay for door unlocking)  
Reverse (activates relay in case of alarm)

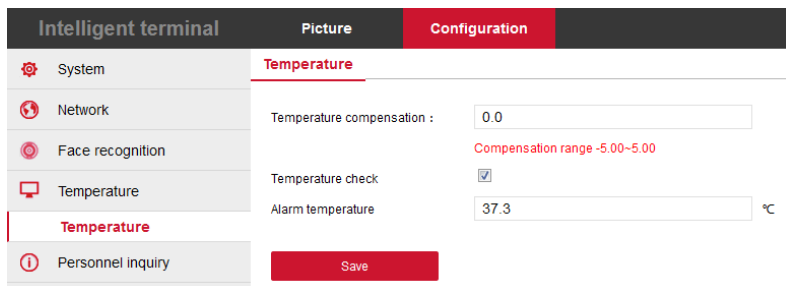
Living body : (don't modify)

Thermal map : show / hide heat map being recognized

# FTC1000

## Enabling temperature control

Click on Temperature --> Temperature



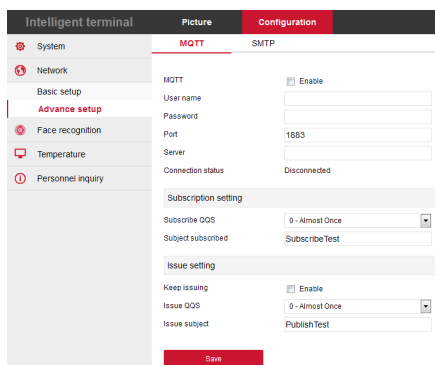
Enable temperature control : enables temperature control

Temperature compensation : compensates the temperature detected in hot or cold environments at controlled temperature.

Alarm temperature : 37.3 - don't modify

## Enable MQTT protocol

Click on Network--> Advance Setup --> MQTT



Enabling the MQTT protocol allows you to integrate the FTC1000 device into third-party software.

Enable the protocol and fill in the fields according to your configurations.

Note: If you use third party software integration, you will not be able to use the SDP2000 software.

FTC1000

**Enabling mail sending in case of alarm**

Click on Network --> Advanced Setup --> SMTP

Intelligent terminal		Picture	Configuration
System		MQTT	SMTP
Network			
Basic setup			
<b>Advance setup</b>			
Face recognition			
Temperature			
Personnel inquiry			
		<input checked="" type="checkbox"/> Enable e-mail alarm notifications	
	SMTP server		Smtg.gmail.com
	Custom SMTP server		
	Sender's address		assistenza.cdvi@gmail.com
	Port		465
	<input checked="" type="checkbox"/> Attach file		
	Subject		ALLARME CDVI
	Encryption		SSL
	User name		assistenza.cdvi@gmail.com
	Password		.....
	Recipient1		tecnico@cdvi.it
	Recipient2		
	Recipient3		
			<input type="button" value="Test"/>
			<input type="button" value="Save"/>

If enabled in case of alarm (high temperature / lack of faceplate) the terminal sends an email to the 3 configured addresses.

If Attach file is selected, the snapshot of the detected alarm will be attached.

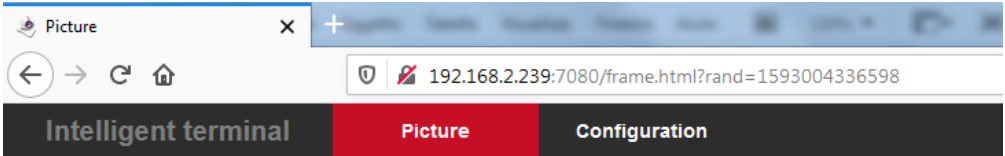
Fill in the fields according to the configuration of the email account you want to use as the Sender.

Note: contact your mail provider or carrier to obtain the necessary data.

# FTC1000

## 5] Query

To view the events click on PICTURE



Set the filters

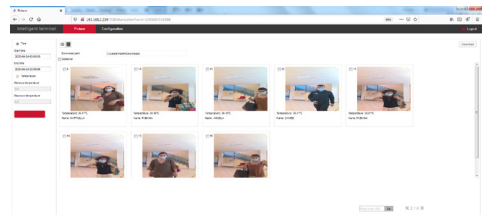
- By date
- By temperature

Click on the icon with the magnifying glass

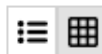


ID	Time	Location	Temperature	Humidity	Light	Sound	Image	Video
01	2023-10-27 10:00:00	Room 1	22.5	65%	1000	50	Yes	Yes
02	2023-10-27 10:05:00	Room 1	22.5	65%	1000	50	Yes	Yes
03	2023-10-27 10:10:00	Room 1	22.5	65%	1000	50	Yes	Yes
04	2023-10-27 10:15:00	Room 1	22.5	65%	1000	50	Yes	Yes
05	2023-10-27 10:20:00	Room 1	22.5	65%	1000	50	Yes	Yes
06	2023-10-27 10:25:00	Room 1	22.5	65%	1000	50	Yes	Yes
07	2023-10-27 10:30:00	Room 1	22.5	65%	1000	50	Yes	Yes
08	2023-10-27 10:35:00	Room 1	22.5	65%	1000	50	Yes	Yes
09	2023-10-27 10:40:00	Room 1	22.5	65%	1000	50	Yes	Yes
10	2023-10-27 10:45:00	Room 1	22.5	65%	1000	50	Yes	Yes
11	2023-10-27 10:50:00	Room 1	22.5	65%	1000	50	Yes	Yes
12	2023-10-27 10:55:00	Room 1	22.5	65%	1000	50	Yes	Yes
13	2023-10-27 11:00:00	Room 1	22.5	65%	1000	50	Yes	Yes
14	2023-10-27 11:05:00	Room 1	22.5	65%	1000	50	Yes	Yes
15	2023-10-27 11:10:00	Room 1	22.5	65%	1000	50	Yes	Yes
16	2023-10-27 11:15:00	Room 1	22.5	65%	1000	50	Yes	Yes
17	2023-10-27 11:20:00	Room 1	22.5	65%	1000	50	Yes	Yes
18	2023-10-27 11:25:00	Room 1	22.5	65%	1000	50	Yes	Yes
19	2023-10-27 11:30:00	Room 1	22.5	65%	1000	50	Yes	Yes
20	2023-10-27 11:35:00	Room 1	22.5	65%	1000	50	Yes	Yes

List View



Grid View



Click on Download in the top right to download the photos of the selected events.

## 6] Facial Recognition

To carry out facial recognition, refer to the FTC1000 manual.



# FTC-1000 EN - CONFIGURATION GUIDE



## **CDVI Group**

FRANCE (HQ)

Phone: +33 (0)1 48 91 01 02

Fax: +33 (0)1 48 91 21 21

---

### **CDVI SAS**

FRANCE & EXPORT

31, av. du Général Leclerc

93500 PANTIN - Francia

Phone: +33 (0)1 48 91 01 02

[www.cdvi.com](http://www.cdvi.com)

### **CDVI AMERICAS**

[CANADA - USA]

Phone: +1 (450) 682 7945

[www.cdvi.ca](http://www.cdvi.ca)

### **CDVI BENELUX**

Phone: +32 (0) 56 73 93 00

[www.cdviBenelux.com](http://www.cdviBenelux.com)

### **CDVI TAIWAN**

Phone: +886 (0)42471 2188

[www.cdviChina.cn](http://www.cdviChina.cn)

### **CDVI SWITZERLAND**

Phone: +41 (0)21 882 18 41

[www.cdvi.ch](http://www.cdvi.ch)

### **CDVI CHINA**

Phone: +86 (0)10 84606132/82

[www.cdviChina.cn](http://www.cdviChina.cn)

### **CDVI IBERICA**

Phone: +34 (0)935 390 966

[www.cdviberica.com](http://www.cdviberica.com)

### **CDVI ITALIA**

Phone: +39 0321 90 573

Fax: +39 0321 90 8018

[www.cdvi.it](http://www.cdvi.it)

### **CDVI MOROCCO**

Phone: +212 (0)5 22 48 09 40

[www.cdvi.ma](http://www.cdvi.ma)

### **CDVI SWEDEN**

Phone: +46 (0)31 760 19 30

[www.cdvi.se](http://www.cdvi.se)

### **CDVI UK**

[UK & IRELAND]

Phone: +44 (0)1628 531300

[www.cdvi.co.uk](http://www.cdvi.co.uk)

### **CDVI POLAND**

Phone: +48-12-659 23 44

[www.cdvi.com.pl](http://www.cdvi.com.pl)